

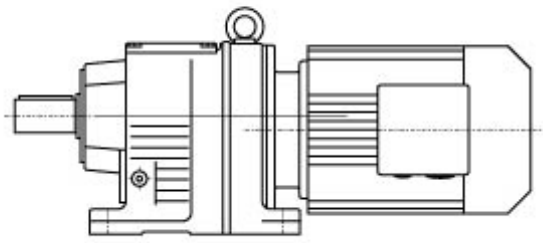
R (RF, RX, RXF) ...Y...

电机用户自配或配特殊电机时
需加联接法兰

When equipping the user's motor or the special one, the flange is required to be connected

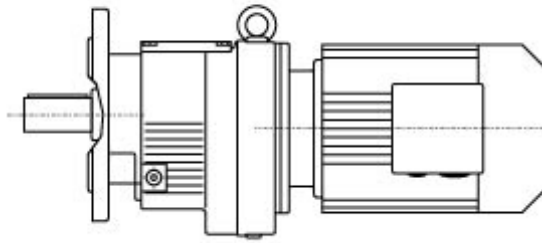
R系列减速机有以下设计方案：

R series gear units are available in the following designs:



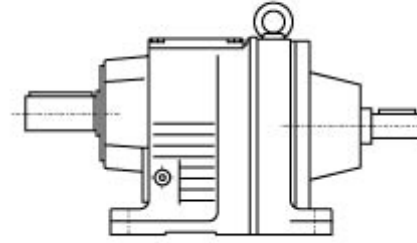
R...Y...

底脚轴伸式安装斜齿轮减速机
Foot-mounted helical gear units with solid shaft



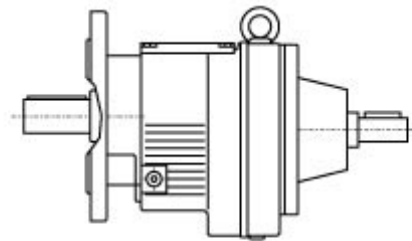
RF...Y...

法兰轴伸式安装斜齿轮减速机
Flange-mounted helical gear units with solid shaft



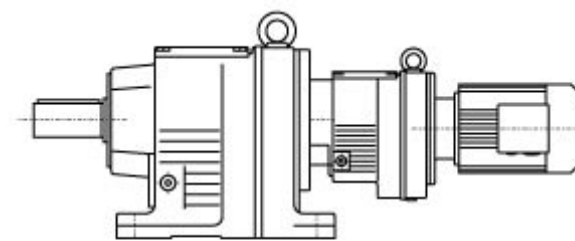
RS...

底脚轴伸式安装，轴输入的斜齿轮减速机
Foot-mounted, shaft input helical gear units with solid shaft



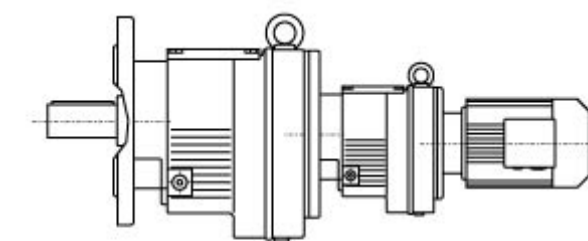
RFS...

法兰轴伸式，轴输入的斜齿轮减速机
Flange-mounted, shaft input helical gear units with solid shaft



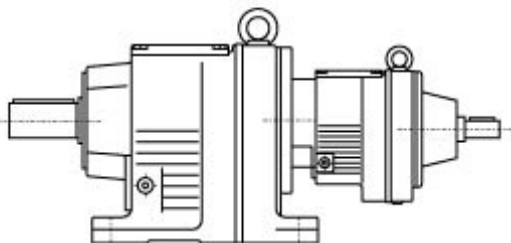
R...R...Y...

底脚轴伸式安装组合型斜齿轮减速机
Foot-mounted combinatorial helical gear units with solid shaft



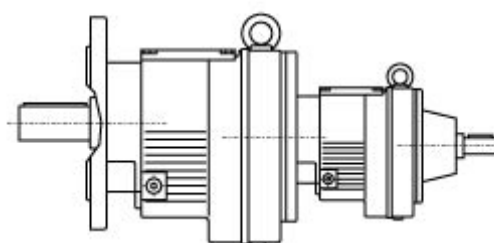
RF...R...Y...

法兰轴伸式组合型斜齿轮减速机
Flange-mounted combinatorial helical gear units with solid shaft



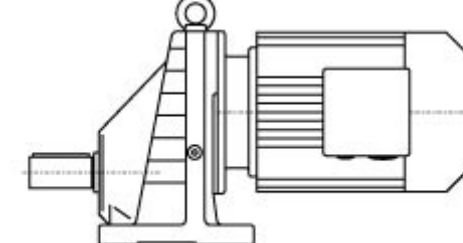
RS...R...

底脚轴伸式安装组合型，轴输入的斜齿轮减速机
Foot-mounted combinatorial, shaft input helical gear units with solid shaft



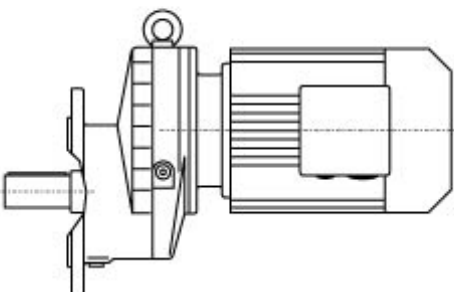
RFS...R...

法兰轴伸式组合型，轴输入的斜齿轮减速机
Flange-mounted combinatorial, shaft input helical gear units with solid shaft



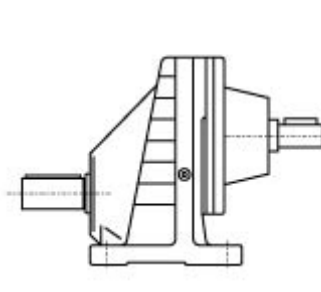
RX...Y...

底脚轴伸式安装单级斜齿轮减速机
Foot-mounted single-stage helical gear units with solid shaft



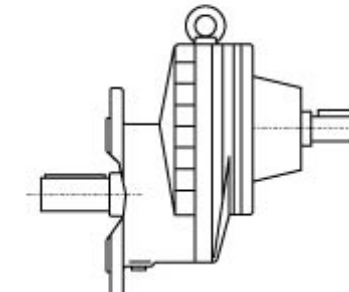
RXF...Y...

法兰轴伸式安装单级斜齿轮减速机
Flange-mounted single-stage helical gear units with solid shaft



RXS...

底脚轴伸式安装，轴输入的单级斜齿轮减速机
Foot-mounted, shaft input single-stage helical gear units with solid shaft



RXFS...

法兰轴伸式，轴输入的单级斜齿轮减速机
Flange-mounted, shaft input single-stage helical gear units with solid shaft

R

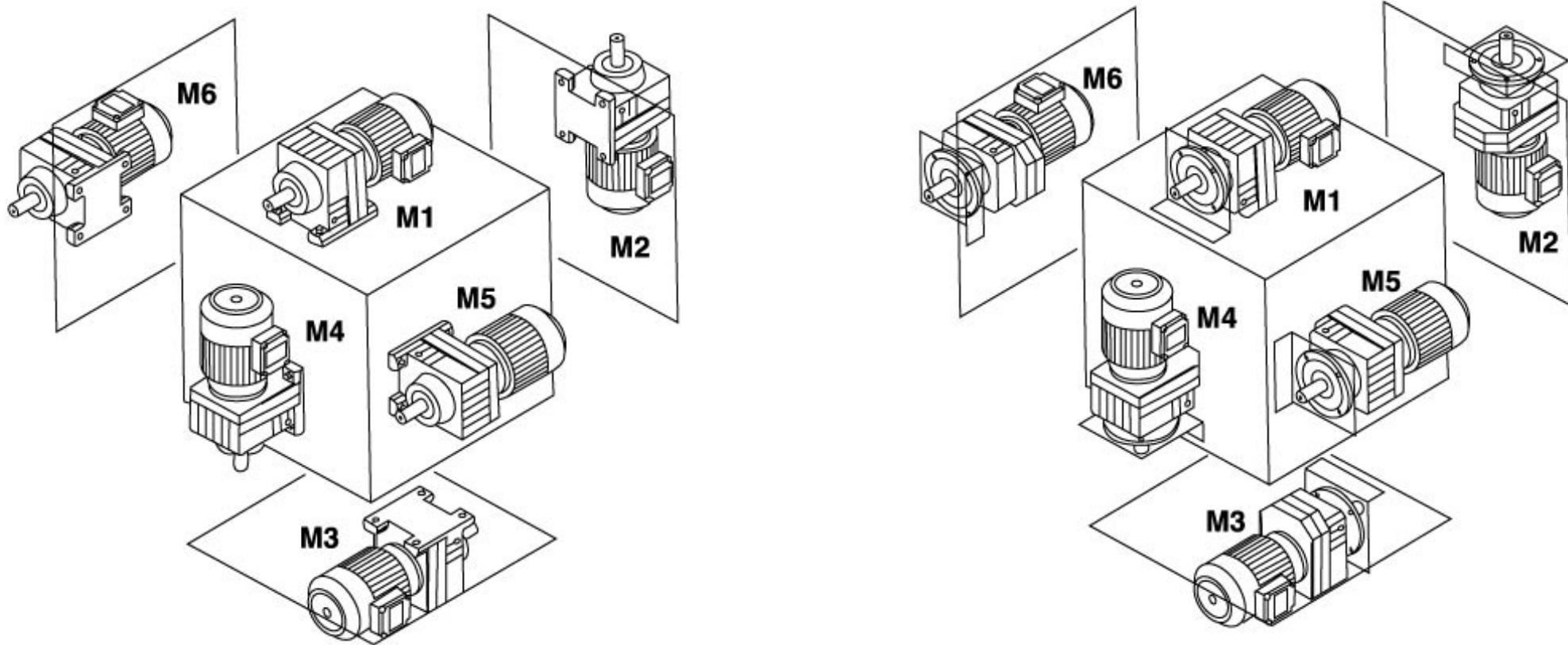
型号与标记:
Type Designations:

R F 37-Y 0.55-4P-32.40-M1-270°-Φ200	R F 37-Y 0.55-4P-32.40-M1-270°-Φ200
减速机类型 结构形式 规格 电机代号 电机功率、极数 传动比 安装形式 电机接线盒位置 输出法兰外径	Gear units type Structure Size Motor code Motor power, pole Ratio Mounting position Position of the motor thermal box Outer diameter of output flange
减速机类型: 斜齿轮硬齿面减速机	Gear units type: rigid tooth flank helical gear units
结构形式: 普通轴伸式 (省略) 轴伸法兰式 F 普通轴伸式, 轴输入 S 轴伸法兰式, 轴输入 FS	Structure: Foot-mounted solid shaft output (-) Flange-mounted solid shaft output F Foot-mounted solid shaft output, shaft input S Flange-mounted solid shaft output, shaft input FS
规格: (见选型参数表)	Size: (see selection table)
电机代号: 普通 (更新) Y(Y2) 防爆 B 直流 Z 制动 YEJ 多速 D 变频 YVP 电磁调速 YCT 冶金起重 R 变频制动 YVPJ 辊道 G	Motor code: Ordinary(renew) Y(Y2) Flame-proof B Direct current Z Brake YEJ Multi-speed D Variable frequency YVP Electromagnetism speed modulation YCT Hoisting in metallurgy R Variable frequency and brake YVPJ Roller tables G
电机功率、极数: (见选型参数表)	Motor power, pole : (see selection table)
传动比: (见选型参数表)	Ratio: (see selection table)
安装形式: M1、M2、M3、M4、M5、M6 (见第9页)	Mounting position: M1、M2、M3、M4、M5、M6(see page 9)
电机接线盒位置: 0°、90°、180°、270° (见第8页)	Position of the motor thermal box: 0°、90°、180°、270° (see page 8)
输出法兰外径: (见外型安装尺寸图)底脚安装时省略	Outer diameter of output flange: (See the chart of mouting dimension sheets-overview) It will be omitted when foot mouting.
电机接线盒位置: Position of the motor thermal box:	
0° 90° 180° 270°	

R

安装形式:

Mounting position:



R

输入功率及许用转矩

Input power rating and permissible torque

规格 Size	17	27	37	47	57	67	77	87	97	107	137	147	167
结构形式 Structure	R						RF						
输入功率 Input power rating (kW)	0.18~0.75	0.18~3	0.18~3	0.18~5.5	0.18~7.5	0.18~7.5	0.18~11	0.55~22	0.55~30	2.2~45	5.5~55	11~90	11~160
传动比 Ratio	3.83~74.84	3.37~135.09	3.33~134.82	3.83~176.88	4.39~186.89	4.29~199.81	5.21~195.24	5.36~246.54	4.49~289.74	5.06~249.16	5.15~222.60	5.00~163.31	10.24~229.71
许用转矩 Permissible torque (N.m)	85	130	200	300	450	600	820	1550	3000	4300	8000	13000	18000

规格 Size	37	57	67	77	87	97	107	127	157
结构形式 Structure	RX				RXF				
输入功率 (kW) Input power rating	0.18~1.1	0.18~5.5	0.18~7.5	1.1~11	3~22	5.5~30	7.5~45	7.5~90	11~132
传动比 Ratio	1.62~4.43	1.3~5.5	1.4~6.07	1.42~8.00	1.39~8.65	1.42~8.23	1.44~6.63	1.51~6.2	1.57~6.2
许用转矩 (N.m) Permissible torque	20	70	135	215	400	600	830	1110	1680

减速机重量

Gear unit weight

规格 Size	R17	R27	R37	R47	R57	R67	R77	R87	R97	R107	R137	R147	R167
重量 (kg) Weight	4	5.5	8.5	10	18	25	36	63	101	153	220	400	700
机型号 Gear unit type	RX37	RX57	RX67	RX77	RX87	RX97	RX107	RX127	RX157				
重量 (kg) Weight	5	8	14	23	39	70	100	150	250				

所注重量为平均值, 仅供参考

The weights are mean values, only for reference.